


EXP

# DURAWAY DOORMAT SYSTEMS

**DURAL**




DURAWAY  
DOORMAT SYSTEMS

DURAWAY  
READY-MADE  
DOORMAT SYSTEMS

DURAWAY / ENTRY  
FRAME SYSTEM

# DURAWAY

ALWAYS THE BETTER WAY




DURAWAY Doormat Systems		
SCOPE OF APPLICATION		4-5
ADVANTAGES, ICON OVERVIEW		7
MAINTENANCE / CLEANING		8
DURAWAY <i>Ribs</i>	Doormat system with ribs inserts for all indoor areas and roofed transition areas	9
DURAWAY <i>Rubber</i>	Doormat system with rubber insert Frost-resistant in outdoor areas	10
DURAWAY <i>Brush</i>	Doormat system with brush insert; ideal for all outdoor areas and exposed transition areas	11
DURAWAY <i>Ribs + Rubber</i>	Doormat systems with ribs and rubber inserts for all transition and indoor areas	12
DURAWAY <i>Brush + Ribs</i>	Doormat systems with ribs and brush inserts for all transition and indoor areas	13
DURAWAY <i>Brush + Rubber</i>	Doormat systems with brush and rubber inserts for all transition and outdoor areas	14
DURAWAY <i>Solid</i>	Doormat system for heavy duty situations Ribs, brush and rubber inserts for all areas	15
DURAWAY Special formats	Layout, sequential arrangement of inserts for cleaning areas, installation heights and dirt volumes	18

Frame-Systems		
DURAWAY ANGLE-FRAME	The angle profile for the DURAWAY doormat system	16
ENTRY FRAME-SYSTEM	Frame profiles for the DURAWAY doormat system	17

DURAWAY Ready-made Doormat System		
DURAWAY Ready-made Doormats	Doormat system with ribs inserts for all indoor areas and roofed transition areas	18
DURAWAY <i>Easy</i>	Ready-made doormats with brushes and leading edge frame	19



## Doormat systems for outdoors



### > Removal of:

Coarse dirt

### **DURAWAY mat configurations**

Brush, Rubber and Brush/Rubber

The coarse dirt from the street must be collected here. Strong brushes ensure the reliable removal of dirt from shoe soles and wheels. The rubber retains damp dirt. These mats collect the largest volumes of dirt, which is why a deeper mat frame should be selected to ensure the longest possible service intervals. The doormat must be able to withstand wheeled traffic and retain snow and slush.

**DURAWAY Rubber**

**Page 9**

**DURAWAY Brush**

**Page 10**

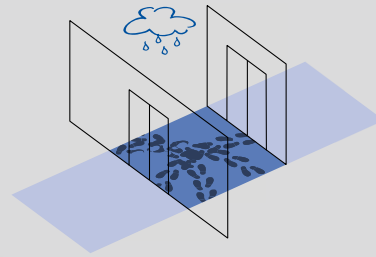
**DURAWAY Brush/Rubber**

**Page 13**

**DURAWAY Solid**

**Page 14**

## Doormat systems Transition areas



### > Removal of:

Fine dirt

### > DURAWAY mat configurations:

Brush, Ribs/Brush, Ribs/Rubber

In these areas, shoe sole profiles and wheel grooves must be cleaned to remove residual dirt as well as moisture and sticky dirt particles. Brushes, grooved rubber inserts and ribs strips remove dust and grains of sand. Scraper bars loosen chewing gum and other sticky residues. As a multi-purpose doormat, this mat does not need to collect such large quantities of dirt as outdoor mats; however, the amount of traffic in these transition areas is usually higher than in other areas. The height of the mat frame should be selected to ensure long to moderate service periods.

**DURAWAY Brush**

**Page 10**

**DURAWAY Ribs/Brush**

**Page 12**

**DURAWAY Brush/Rubber**

**Page 13**

**DURAWAY Solid**

**Page 14**

### **DURAWAY – Overview of Materials**

**Basic profile:** Aluminium, reinforced with footfall sound insulation material and watertight end caps

**Inserts:** Shaped for an exact fit / replaceable

**Manufacture:** The profile rods are held in place with tensioned corrosion-resistant wire rope

**Profile spacing:** Rubber spacers, approx. 5 mm


**Dimensions:** Any dimensions, as required

**Configuration:** Individual combinations possible, for customised mats. Please select mat configurations that correspond to the types of cleaning zones, so that dirt can be removed as efficiently as possible





## Doormat systems for indoors



### > Removal of:

damp and residual dirt

### > DURAWAY mat configurations:

Ribs and Brush/Ribs

In indoor areas, residual moisture and the finest dirt particles need to be caught in the doormat. This provides long-term protection of the flooring against wear and tear and lengthens the cleaning intervals.

The architectural design requirements are much higher in these areas, however. It must also be possible to integrate the doormat into many different types of flooring. As a rule, less dirt is collected than in outdoor and transition areas, which means that shallower mat frames can be used.

**DURAWAY** *Ribs*

**Page 8**

**DURAWAY** *Brush/Ribs*

**Page 12**

**DURAWAY** *Solid*

**Page 14**

## Doormat systems Special sizes



> **Profile height 10 mm:** For thin flooring materials and for renovating and retrofitting in existing flooring.

### > **Solid (Profile height 27 mm):**

For particularly busy entrance areas and extreme loading.

### > **Scraper bars:**

For particularly efficient cleaning and for protection of the ribs and rubber matting.

Height: 10, 17, 22, 27 mm.

**DURAWAY** *Ribs 10 mm*

**Page 8**


**DURAWAY** *Rubber 10 mm*

**Page 9**

**DURAWAY** *Solid*

**Page 14**

## Accessories and Service



Frames and angle frame systems are recommended for use with all DURAWAY doormat systems. They ensure a perfect fit for the mats and make cleaning much easier. The ENTRY systems are corrosion-proof and suitable for permanent outdoor use.

**DURAWAY** *Angle Frame*

**Page 16**

**ENTRY** *Frame Systems*

**Page 17**





# Calculable Cleanliness – Step by Step with ribs, brushes, rubber and scraper bars

Is it possible to combine cleanliness with design and intelligent building logistics? Particularly where hundreds or even thousands of potential dirt bearers are expected to pass through each day and you still need to keep cleaning costs to a minimum?

Our DURAWAY doormat system provides you with the solution. A choice of six different system configurations is available to suit the architecturally important entrance and transitions areas in your building. DURAWAY always collects the dirt precisely at those locations where it would otherwise be constantly brought into the building.

## Functional Design – Area for Area

Overview of the DURAWAY symbols for individual doormat configurations:



### Profile width 27 mm – Standard

This is the standard width of the individual profile, measured without spacers.



### Mat height 10 mm – Standard

Dirt collection capacity: low  
Cleaning required at short intervals



### Mat height 17 mm – Standard

Dirt collection capacity: low to medium  
Cleaning required at short to moderate intervals



### Mat height 22 mm – Standard

Dirt collection capacity: good  
Cleaning required at moderate to long intervals



### Mat height 27 mm – Solid

Dirt collection capacity: very good  
Cleaning required at very long intervals



Only for indoor areas  
and dry transition areas



Corrosion-resistant  
use in outdoor areas



Accessible to disabled people,  
barrier-free installation



Suitable for wheelchairs and luggage  
trolley traffic

### DURAWAY building advantages:

- Less frequent cleaning required
- Less dirt carried through than with walk-off zones
- Preservation of property value,
- Reduction in costs
- Safety – reduced risk of slipping in entrance areas in wet weather

### DURAWAY Functional Advantages:

- High loading capacity
- Dirt collects in the interstices
- Easy cleaning, since the mats can be rolled up; the floor recess can then be cleaned quickly and effectively using cleaning equipment
- Mat inserts can be quickly and easily replaced

### DURAWAY Design Advantages:

- Customised assembly of rectangular formats at no extra charge; each mat is optimally designed to suit the particular conditions on site
- The size of the mat can thus be adapted to suit all architectural layouts
- The use of profiles can be varied to suit the requirements
- Large range of colours
- Special formats and non-angular formats available at cost

### DURAWAY Profile End Caps:

- End caps are fitted to all of the profile ends in the finished DURAWAY mat to prevent dirty water from entering the chambers in the profiles and to prevent unpleasant odours developing from stagnant water.

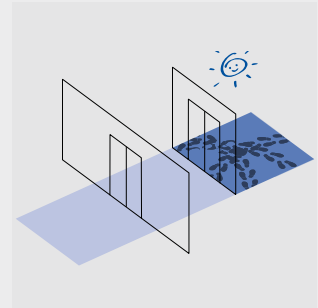




# DURAWAY *Ribs*

Doormat system with ribs inserts for all indoor areas and roofed transition areas

Removal of moist and residual dirt



- > DURAWAY Ribs is suitable for light to moderate foot traffic. With a selection of 11 colours of ribs insert, all design requirements are catered for. Good dirt retention; good long-term absorption of moisture.
- > Optional scraper bar, provides additional removal of coarse dirt and protects the ribs inserts.
- > DURAWAY Ribs can be rolled up and is easy to clean.



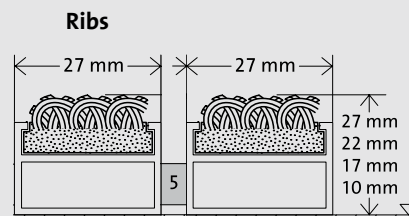

## Types of use:

Hotel halls and corridors, lobbies, family homes, apartments, surgeries and commercial premises, museums, and sales and exhibition areas.

## Colours for Ribs Height: 10 mm



## Colours for Ribs Height: 17 / 22 / 27 mm



Scraper bar - optional. The spacing of the profiles (rubber spacers) can vary subject to manufacturing tolerances.

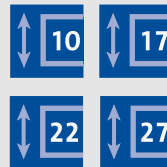
- > **Types of dirt:** Very fine particles, moist dust, textile fibres, shoe sole particles.



The particularly flat profiles, with a height of just 10 mm, are ideal for fitting in existing flooring.



## Installation heights, mm



## Profile width, mm



## Loading capacity







# DURAWAY Rubber

Doormat system with rubber insert Frost-resistant in outdoor areas

Removal of coarse and wet dirt



## Types of use:

Foyers, lobbies, revolving doors, entrances company and shop entrances, hotels, schools, public authorities and entrances of hospitals, airports, stations and banks.

## Rubber colour

Height: 10 / 17 / 22 / 27 mm

33 black

## Installation heights, mm



## Profile width, mm



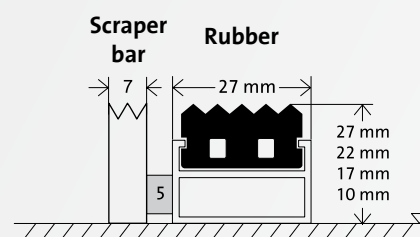
## Loading capacity




- DURAWAY Rubber is suitable for all frequencies of foot traffic. The rubber insert retains moisture and prevents most of the dirt from shoes from being taken through into neighbouring rooms. This saves on cleaning costs and conserves the flooring.
- The optional scraper bar loosens stubborn dirt. Ideal for schools, nurseries and buildings with natural, unpaved outdoor areas.

## Types of dirt:

Dust and fine particles, fibres, animal hair, slush and ice, sticky residues and residual moisture.



Scraper bar - optional. The spacing of the profiles (rubber spacers) can vary subject to manufacturing tolerances.



# DURAWAY Brush

Doormat system with brush insert; ideal for all outdoor areas and exposed transition areas

Removal of: Coarse dirt



### Types of use:

Forecourts and plazas, stations, airports, shopping centres, furniture or car sales areas, hospitals, apartment blocks, hotel entrances and drives, galleries and malls, public buildings, winter sports and sports facilities.

### Brush colours

Height: 17 / 22 / 27 mm

➤ DURAWAY Brush is the specialist system for moderate and heavy foot traffic. The robust brush strips also reduce the risk of slipping in outdoor areas.

➤ The cleaning inserts are frost and weather resistant. 3 colours are available, to match the surrounding flooring.

➤ The brush profile reliably removes small stones, granules and slush from shoes. The flooring in the entrance areas is thus permanently protected and cleaning costs are reduced.

### ➤ Types of dirt:

Street dirt, hair, ash, fibres, leaves and twigs, grit, sand, gravel and slush.

33 black

38 grey

35 brown

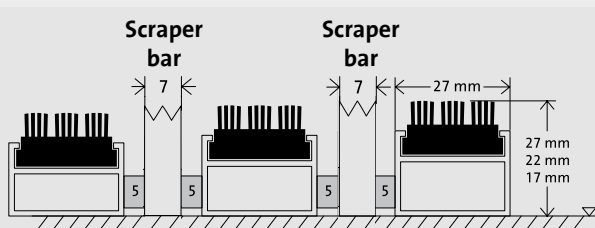
### Installation heights, mm



### Profile width, mm




### Loading capacity



The spacing of the profiles (rubber spacers) can vary subject to manufacturing tolerances.

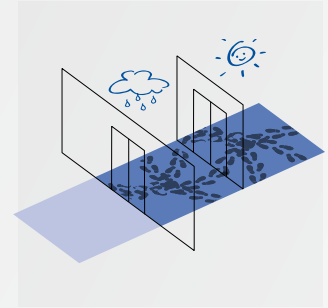




# DURAWAY Ribs + Rubber

Doormat systems with ribs and rubber inserts for all transition and indoor areas

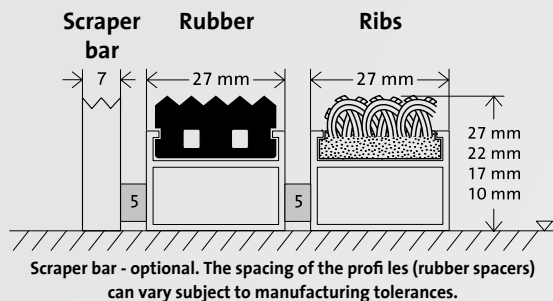
Removal of fine and wet dirt



> DURAWAY Ribs and Rubber retain all types of dirt with a high moisture content and residual moisture. In addition, the ribs insert hold back fine dust and the optional scraper bar also loosens dirt from shoe soles. The combination of ribs and rubber inserts is easy to clean. The cleaning intervals depend on the choice of profile height.

> **Types of dirt:**  
Very fine particles, moist dust, textile fibres, residual moisture, slush

**Types of use:**  
Production and commercial units with various levels of soiling, schools, nurseries, leisure facilities, stations.



**Colours for Ribs**  
Height: 10 mm

33 black

85 beige

97 light grey

**Colours for Ribs**  
Height: 17 / 22 / 27 mm

45 red

35 brown

29 natural

59 dark green

63 sea green

57 dark blue

98 black-brown

38 grey


33 black

**Rubber colour**  
Height: 10 / 17 / 22 / 27 mm

33 black



**Installation heights, mm**




**Profile width, mm**



**Loading capacity**

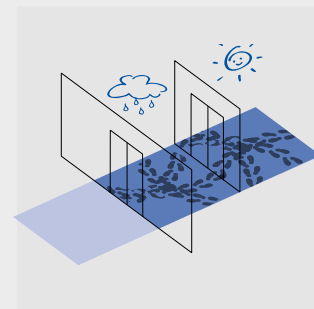




# DURAWAY *Brush+ Ribs*

Doormat systems with ribs and brush inserts for all transition and indoor areas

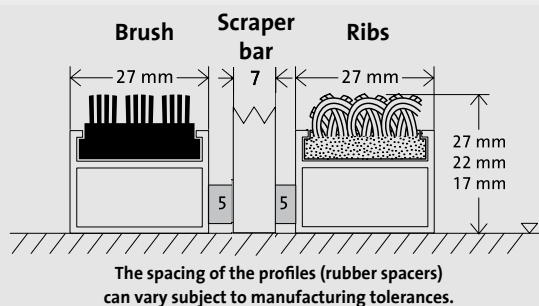
Removal of damp, coarse and fine dirt



> DURAWAY Ribs and Brush is the classic system configuration for a walk-off zone. The brush inserts clean off coarse dirt and the ribs inserts collect dust and dirt. The flooring beyond the mat does not wear as quickly. DURAWAY Ribs and Brush is not permanently weatherproof.

> **Types of dirt:**  
Stones and granules, very fine particles, moist dust, textile fibres, chewing gum, residual moisture.

**Types of use:**  
Trade fair halls and exhibitions, doctors' surgeries, commercial buildings, public rooms, halls and corridors, (also domestic).



## Brush colours Height: 17 / 22 / 27 mm

33 black

38 grey

35 brown

## Colours for Ribs Height: 17 / 22 / 27 mm

45 red

35 brown

29 natural

59 dark green

63 sea green

57 dark blue


98 black-brown

38 grey

33 black







# DURAWAY Brush + Rubber

Doormat systems with brush and rubber inserts for all transition and outdoor areas

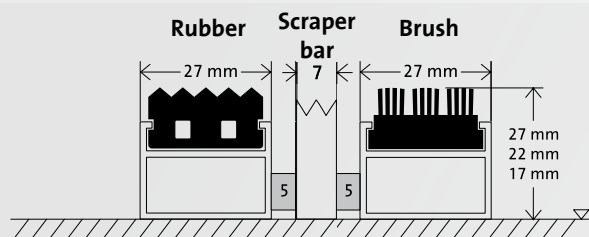
Removal of coarse and wet dirt



> DURAWAY Rubber and Brush mats ensure extremely efficient cleaning in areas with heavy or very heavy foot traffic. This weather-resistant and corrosion-resistant mat combination keeps indoor floors free of coarse and moist dirt and larger granules of dirt. The mat protects all outdoor areas and natural stone paving from wear caused by dirt.

> **Types of dirt:**  
Stones and grains of moist or sticky dirt, snow, slush

**Types of use:**  
Foyers, lobbies, revolving doors, entrances, company and shop entrances, hotels, schools, public authorities and entrances of hospitals, airports, stations, banks, winter sports facilities and sports halls.



The spacing of the profiles (rubber spacers) can vary subject to manufacturing tolerances.

**Rubber colour**  
Height: 17 / 22 / 27 mm

33 black

**Brush colours**  
Height: 17 / 22 / 27 mm

33 black

38 grey

35 brown



### Installation heights, mm



### Profile width, mm



### Loading capacity








# DURAWAY Solid

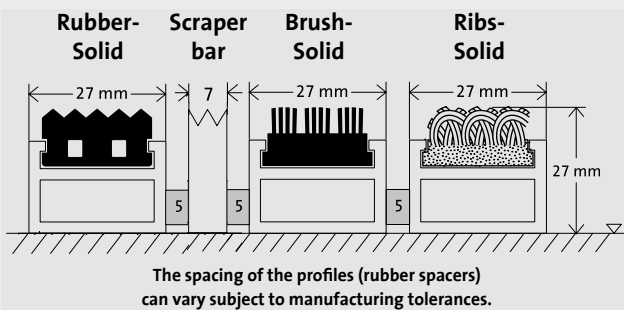
Doormat system for heavy duty situations  
 Ribs, brush and rubber inserts for all areas  
 Removal of coarse, fine and moist dirt



> DURAWAY Solid, with a profile height of 27 mm, is designed to cope with particularly heavy-duty loading, large volumes of foot traffic, luggage trolleys, pallet jacks and shopping trolleys. The mat has reinforced walls and a profile height of 27 mm, which allows longer intervals between cleaning. It effectively absorbs all types of dirt throughout the whole year.

> **Types of dirt:**  
 Stones, dust and fine particles, fibres, animal hair, leaves, slush and ice, sticky residues and residual moisture.

**Types of use:**  
 Stations, airports, production facilities, furniture sales, shopping malls with delivery areas, trade fair halls and exhibitions, supermarkets.



**Rubber-Solid colour**  
**Height: 27 mm**

33 black

**Brush-Solid colours**  
**Height: 27 mm**

33 black

38 grey

35 brown

**Colours for Ribs-Solid**  
**Height: 27 mm**

45 red

35 brown

29 natural

59 dark green

63 sea green

57 dark blue

98 black-brown

38 grey

33 black



Installation heights, mm



Profile width, mm



Loading capacity



# DURAWAY Geometries / Special formats

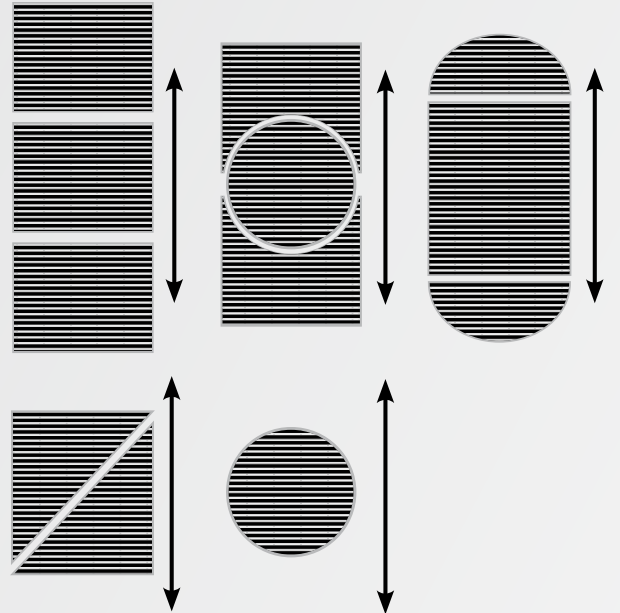
Layout, sequential arrangement of inserts for cleaning areas, installation heights and dirt volumes

> DURAWAY doormat systems can be integrated into practically any geometric layout. A series of mats, laid one after the other, for outdoor, transition and indoor areas always creates the optimal walk-off zone.

When making an enquiry, please state the exact dimensions of the area and indicate the direction in which people walk.

Each doormat is then manufactured individually and delivered ready-assembled and permanently braced with a sheathed steel cable.



The production method dictates that larger doormats have to be subdivided into smaller areas.



## > DURAWAY Customised Mats

Cut-outs, curved edges and diagonals can all be achieved with the DURAWAY Doormat System without any difficulty at all.

To ensure cost transparency, we are happy to provide an offer for all customised mats.



DURAWAY Materials:

Profiles and scraper bar: aluminium, natural

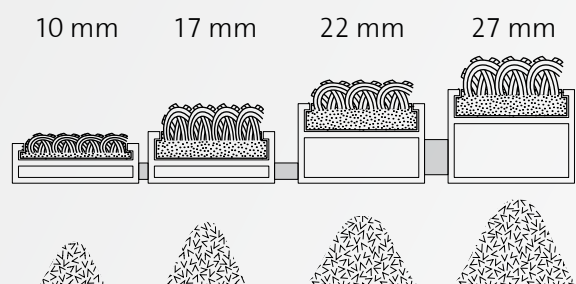
Ribs insert: coarse hair textile (Polypropylen)

Rubber insert: Rubber (PVC)

Brush insert: nylon brushes made of polyamide

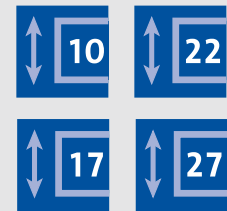


> The inserts are replaceable, which means that the doormat can be adapted at a later date to accommodate actual volumes of dirt. When deciding on the configuration of a DURAWAY doormat, it is useful to take into account the expected frequency of foot traffic. The higher the chosen installation height is, the greater the dirt collection capacity will be.



# DURAWAY Angle Frame

The angle profile for the DURAWAY doormat system for installation heights of 10 / 17 / 22 / 27 mm



> DURAWAY angle frames are compatible with all DURAWAY doormat profiles. They ensure a perfect fit for the mat and make it easier to remove the mat for cleaning.

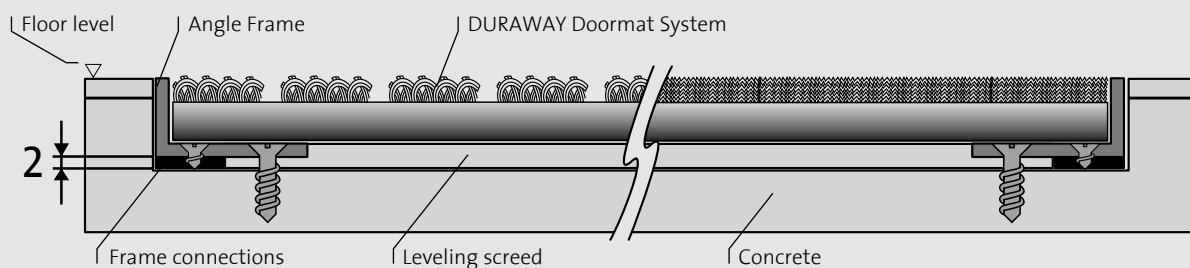
The DURAWAY angle frames are fixed to the surface below them using screws and wall plugs.

DURAWAY angle frames are available in two corrosion-resistant materials: aluminium and natural stainless steel.

DURAWAY Angle Frame, stainless steel V2A / 1.4301



DURAWAY Angle Frame, aluminium

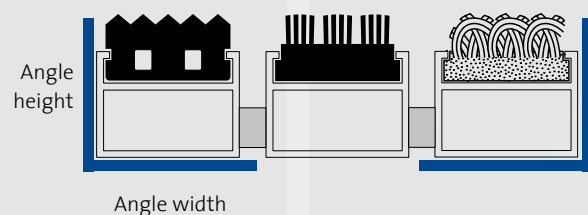


> The angle frame must always be fitted such that it is flush with the upper surface of the flooring. The subsurface (screed, etc.) must be absolutely level.



Stainless steel model			Aluminium model		
Height mm	Width mm	Thickness mm	Height mm	Width mm	Thickness mm
30	30	3	30	30	3
25	25	3	25	25	3
20	20	3	20	30	3
11	30	1,5	10	30	2

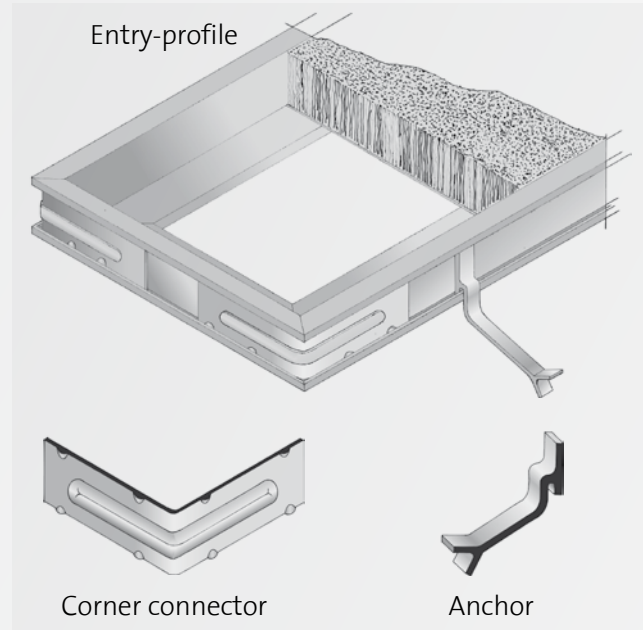

Angle thickness





# ENTRY Frame System

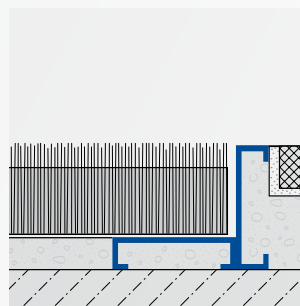
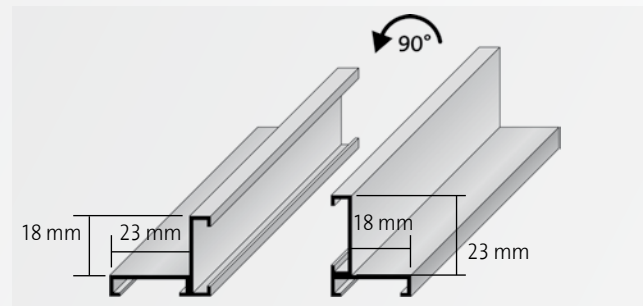
Frame profiles for the DURAWAY doormat system for installation heights of 17 and 22 mm



› ENTRY profiles are continuous aluminium or brass profiles that can be used to create angular doormat frames in customised sizes.


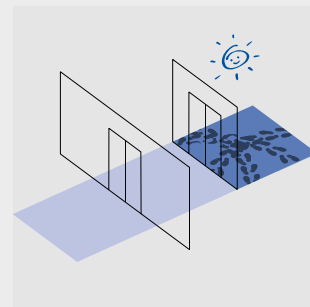
› By rotating the profiles through 90 degrees, the ENTRY profiles can be used to create frames with installation heights of 17 or 22 mm, as required.

› The frames are installed using corner connectors and anchors. Corners are formed by simply cutting the ENTRY profiles at an angle to form a mitred joint and connecting the profiles using a corner connector. The overall installation height for ENTRY is 18 or 23 mm.




# DURAWAY Ready-made mats

Ready-to-install doormat system in standard formats with ribs



**Ready-made mat 60 x 40 cm**  
width 60 cm  
Direction of rotation 40 cm



**Ready-made mat 80 x 60 cm**  
width 80 cm  
Direction of rotation 60 cm



> Walk-off zones can be installed at all entrance and porch areas, with DURAWAY ready-assembled mats in two sizes 60 x 40 cm, 80 x 60 cm and two neutral colours: black and light grey.

**Height: 10 mm**

33 black

97 light grey

## DURAWAY Servicing/Cleaning



> DURAWAY doormat systems collect the dirt and allow it to sink through the gaps in the mat to the floor recess below the mat. Adhering to specified cleaning intervals is beneficial and increases the service life of the doormat.

### > Low soiling

If only a small amount of dirt is collected, this can be simply brushed out using a vacuum cleaner.

### > Moderate soiling

In this case, the mat should be vacuum cleaned first and the surface below the mat should then be cleaned using a broom. The mat can be rolled up quite easily for this purpose.

### > Excessive dirt

After vacuum cleaning the mat and brushing out the floor recess with a broom, the mat should then be cleaned using highpressure cleaning equipment or a floor cleaning machine.


### > Permanent heavy soiling

In this case, we recommend that the surface below the mat be connected to a point drainage system, such as TI-DRAIN, so that the cleaning water can drain away immediately.



# DURAWAY Easy

Ready-made doormats with brushes and leading edge frame



› DURAWAY Easy - The dirt control mat for the toughest requirements. DURAWAY Easy is extremely easy to install in front of main entrances, steps, stairways etc. Special hard plastic ribs and nylon brushes effortlessly and reliably collect coarse dirt, even from shoes with a deep tread, thereby reducing the costs of cleaning indoor areas. With a silver anodised angled profile and leading edge frame.

› **Types of dirt:**  
Street dirt, hair, ash, fibres, leaves and twigs, grit, sand, gravel and slush.

**Types of use:**  
residential buildings, Small commercial objects


**Brush colour**  
**Height: 22 mm**

33 black

**Installation heights, mm**



**Doormat**      **60 x 37,5 cm**  
width      **78,5 x 47,5 cm**  
60 / 78,5 cm



**Profile width, mm**



**Loading capacity**



## DURAWAY Easy Advantages

- › Extremely hard wearing
- › Very easy to clean
- › Non-slip
- › For indoor and outdoor areas
- › Cold and heat resistant
- › The leading edge and the end edge are made of aluminum

**DURAWAY EASY**  
Ready-made doormat  
Alu/PVC/Nylon  
Height: 22 mm



DURAL is a comprehensive provider of floor-level shower systems, profiles and matting systems for walls and floors

**DURAL**



- Tile profiles
- Expansion joint profiles
- Matting systems
- Floor level shower systems

- LED-profiles
- LED-lights
- Skirting

- Profiles for Balconies, Terraces, Entranceways
- Doormat systems
- Stair-edge profiles

- Profile systems for parquet, laminate, carpet and designer flooring
- Tactile orientation aids

Recommended by:

**DURAL GMBH**

Südring 11  
D-56412 Ruppach-Goldhausen  
Tel. +49[0]2602/9261-0  
Fax +49[0]2602/9261-50  
info@dural.com  
www.dural.com