

Since the usage and finishing of the product is not under our control, we accept no liability for the success of the work and can therefore only guarantee the nature of our products as per the accompanying product data sheets and in accordance with our general terms and conditions of sale. The properties listed here represent no guarantee with respect to the eventual use of our products. We reserve the right to make changes due to technical advances. Any other technical information given in the course of a consultation must be confirmed in writing. Colours shown here are restricted by the printing techniques and may differ from those exhibited by the products themselves. We also reserve the right to make alterations to the product technology or design. Only the current version of this data sheet is valid. Such versions are accessible by anyone via the internet. The issue of the latest data sheet invalidates all those that have been published beforehand.

# DURASTEP SOLID

1/2

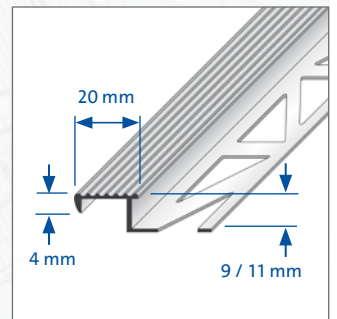
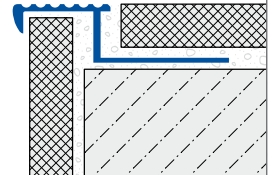
## Metal stair nosing profiles with a non-slip finish

- Information Sheet -

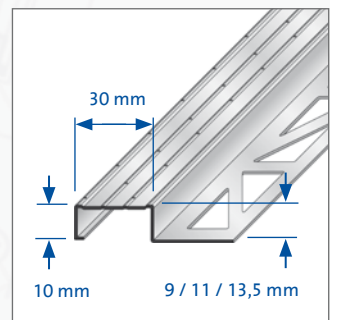
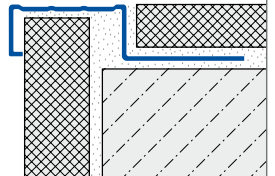
**DURAL**



Aluminium



Stainless steel



### APPLICATION:

DURASTEP SOLID is an aluminium stair nosing profile with an anti-slip surface finish designed to create safe and attractive step edges. This stair trim is used in combination with tiles, paving and natural stone flooring laid using the thin-bed method.

DURASTEP SOLID is designed for use in the home or in commercial buildings in areas where less heavy foot traffic is to be expected. Replacing the profile if the stair nosing becomes worn or damaged is not easily possible due to the fact that it is cemented to the stair covering.

DURASTEP SOLID is a slip-resistant stair nosing based on the requirements of BGR Leaflet 181 published by the German Federation of Institutions for Statutory Accident Insurance and Prevention. The stair nosing also protects the edges of steps from mechanical damage and ensures that they are highly visible.

### MATERIAL:

DURASTEP SOLID stair nosing trim is made of solid **aluminium** with a ribbed surface finish and an overhang along the long front edge of the profile which overlaps the top edge of the riser below. The perforated base portion of the profile is grouted to the subfloor giving excellent adhesion. DURASTEP SOLID is available in a natural aluminium or an anodised silver aluminium surface finish.

DURASTEP SOLID in grade 1.4301 (V2A) **stainless steel** with a non-slip finish is particularly suitable for heavily frequented staircases such as in commercial premises, public buildings, industrial facilities etc. This stainless steel stair nosing is highly versatile in the home, too, thanks to its attractive design which lends itself to use with other stainless steel products.

For all products and materials, the following applies: The suitability of the material with regard to the expected mechanical loading and chemical exposure must be investigated carefully in each individual case. The generally recognised rules of good engineering practice must always be observed!

DURAL GmbH

Südring 11

D-56412 Ruppach-Goldhausen

Tel. +49 (0) 2602/9261-0

Fax +49 (0) 2602/9261-50

info@dural.com

## Metal stair nosing profiles with a non-slip finish

- Information Sheet -

### HANDLING:

1. Select the DURASTEP SOLID profile height according to the thickness of the tiles, adding approximately 1 mm for the thickness of the adhesive layer over the base portion of the profile.
2. Place the full surface of the nosing profile onto the riser and at the same time press it into the previously applied thin bed mortar, so that the overhanging portion of the profile overlaps the top edge of the riser below. The profile must be fitted so that it is in full contact with the riser or it must be additionally secured with adhesive.
3. Align the nosing profile so that it is straight and apply adhesive to the entire surface of the perforated base portion.
4. Lay the tiles and align them flush with the upper nosing profile surface. Leave a gap of approximately 2-3 mm between the tiles and the nosing profile.
5. During the stair jointing work, completely fill the gap between the tiles and the nosing profile with a commercially available joint mortar or grout.

### CLEANING AND CARE:

All aluminium surfaces react very sensitively, especially in contact with alkaline tile adhesives and joint mortar. Under adverse conditions, surfaces could become slightly etched and suffer permanent damage. They must therefore be suitably protected during the laying and jointing work to prevent the surface of the nosing profile from coming into contact with alkaline substances.

Any adhesive or jointing mortar residues must be washed off aluminium surfaces immediately with plenty of clean water. The use of jointing materials containing abrasive joint fillers is also not permitted.

For general cleaning purposes, we recommend using clean water with a few drops of washing up liquid added. Acidic and alkaline cleaning agents must never be used for cleaning aluminium surfaces. As a guide, cleaning agents with a pH value of approximately 6 – 7.5 should be used.

Stainless steel nosing profiles do not require any particular protective measures during the installation work. Due care should be taken during all work. If stainless steel nosings require to be shortened, use only an alloy cutting tool (such as a metal cutting saw with an HSS saw blade) to prevent corrosion. Stainless steel nosings must not be cleaned with acidic cleaning agents.

### PRODUCT DATA:

<b>MATERIAL:</b>	– Aluminium natural / anodised silver – Stainless steel natural V2A (1.4301)
<b>PROFILE HEIGHT:</b>	9 / 11 mm (aluminium) – 9 / 11 / 13.5 mm (stainless steel)
<b>VISIBLE WIDTH:</b>	20 mm (aluminium) – 30 mm (stainless steel)
<b>PROFILE EDGE OVERHANG:</b>	4 mm (aluminium) – 10 mm (stainless steel)
<b>TREAD AREA:</b>	longitudinally ribbed

DURAL GmbH

Südring 11

D-56412 Ruppach-Goldhausen

Tel. +49 (0) 2602/9261-0

Fax +49 (0) 2602/9261-50

info@dural.com